

# LED TAPE LIGHT

## Low Power Indoor



Great choice for under cabinet and coves offering subtle lighting effects.



### LOW POWER SINGLE COLOR LTP-20-LP SERIES

#### FEATURES

- 1 Bin
- 2 Step MacAdam Ellipse
- 3oz PCB board
- 3M Adhesive
- 50,000 hours life
- High brightness 5060 SMD LEDs
- Field cuttable
- Low power consumption
- Available in 20' (6.1m) and 100' (30.48m) spools (custom cuts available)
- Safe, 24V class 2 power supplies (sold separately)
- Fully dimmable with dimmable power supplies (sold separately)
- 20' spools come with 6 ft. pre-soldered power feeds
- 6 year limited warranty

#### APPLICATIONS

- Aisle and stairway lighting
- Cabinet and cove lighting
- Back lighting
- Showcase lighting
- Linear decorative lighting

#### PRODUCT CODES

20Ft spools  
LTP - 20 - **YY** - H90 - LP

**LED COLOR**

- 2700K
- 3000K
- 3500K
- 4000K
- 6500K

LTP - 20 - **YY** - LP

**LED COLOR**

- RD** - Red
- AM** - Amber
- GR** - Green
- BL** - Blue

100Ft spools  
LTP - 100 - **YY** - H90 - LP

**LED COLOR**

- 2700K
- 3000K
- 3500K
- 4000K
- 6500K

LTP - 100 - **YY** - LP

**LED COLOR**

- RD** - Red
- AM** - Amber
- GR** - Green
- BL** - Blue

Custom cuts  
LTP - **XX** - **YY** - H90 - LP

**LED COLOR**

- 2700K
- 3000K
- 3500K
- 4000K
- 6500K

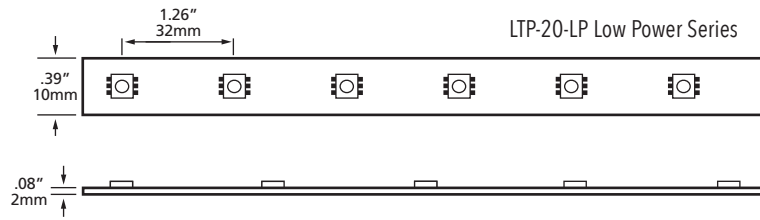
LTP - **XX** - **YY** - LP

**LED COLOR**

- RD** - Red
- AM** - Amber
- GR** - Green
- BL** - Blue

#### SPECIFICATIONS

Electrical	24V DC, 2.2W/ft
LED Type	High Brightness 5060 SMD LEDs
Viewing Angle	120°
LED Life	50,000 hours to 70% initial lumen output
LED Spacing	32mm (1.26")
# of LEDs per foot (304mm)	9
Maximum Single Run	40'
Lumen Output	165 Lumens per ft 6500K 150 Lumens per ft 4000K 148 Lumens per ft 3500K 145 Lumens per ft 3000K 143 Lumens per ft 2700K
Efficacy	75 LPW 6500K, 68 LPW 4000K, 67 LPW 3500K, 66 LPW 3000K, 65 LPW 2700K
Custom Cuttable	2.6"/6.5"
Color Temperature	2700K, 3000K, 3500K, 4000K, 6500K
CRI	> 90 for white color temperatures
Approvals	cETLus



## ACCESSORIES



**LTP-001-6R**  
72" Power feed connector for single color indoor. Add "-L" to code for opposite end, add "-CM" for through wall connections.

**LTP-001-12R**


**LTP-001-12L**

12FT Power Feed Connector



**LTP-002**

In-line connector for single color indoor



**LTP-STP-6IN**

5.9" (15cm)

**LTP-STP-2IN**

2" (5cm)

**LTP-STP-2**

2' (61cm)

**LTP-STP-12**

12' (3.65m)

In-line connector for single color indoor




**LTP-003-6DC**

DC connector for LED Tape Light with 6" wire and DC connector



**LMSII-001**

Terminal block and junction box for connection to additional lengths of power cable if needed



**LTP-010-S**

Clear PVC mounting "U" channel



**LV-SPIR-1CH-LV**

PIR Motion Sensor, 1 Channel, 24V DC  
NOTE: To be used with non dimmable drivers only

**NOTE: See page 34-35 for the complete range of aluminum extrusions.**

## INDOOR/OUTDOOR DIMMABLE DRIVERS

**TRE24L40DC**

Max recommended load 36W or 16' LED Tape,  
min 8W or 4' LED Tape  
6.77" x 2.67" x 1.26" (171 x 68 x 32mm)

**TRE24L96DC**

Max recommended load 90W or 40' LED Tape,  
min 8W or 4' LED Tape  
6.77" x 2.67" x 1.26" (171 x 68 x 32mm)

## NON DIMMABLE DRIVERS

**LEDDR-24-120W**

Indoor/Outdoor driver  
Max. recommended load 90W or 40' (12.1m) per single tap,  
120W or 54' (16.46m) combined two secondary taps.  
120W hardwire  
Input: 100 - 240V AC  
Output: 24V DC  
10" x 3 3/8" x 3 3/16" (254 x 85.7 x 80.9mm)

## NON DIMMABLE PLUG IN DRIVERS

**LMS-24-18W**

**LMS-24-60W**