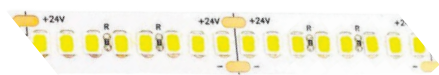


High Efficacy Indoor

One of the highest lumen output solutions, for those applications needing high illumination and great color rendering.

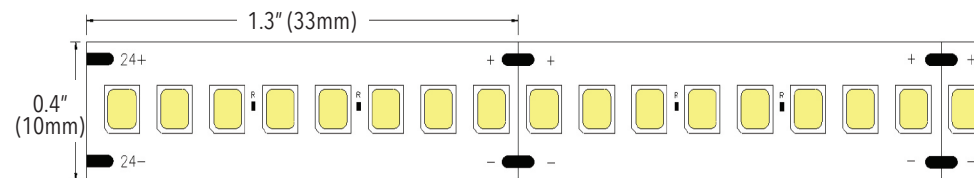


FEATURES

- 1 Bin
- 2 Step MacAdam Ellipse
- 3oz PCB board
- 3M Adhesive
- 50,000 hours life
- Field cuttable every 1.3"
- Low power consumption
- Available in 16' (5m) and 100' (30.48m) spools (custom cuts available)
- 16' spools come with 6Ft pre-soldered power feeds
- Safe, 24V DC operation
- Fully dimmable with dimmable power supplies (sold separately)
- 6 years limited warranty

APPLICATIONS

- Aisle and stairway lighting
- Cabinet and cove lighting
- Back lighting
- Showcase lighting
- Linear decorative lighting



PRODUCT CODES

XX: Length in feet; YY: Color temperature

16Ft spools
LTP - 16 - YY - HE - H90

- LED TAPE LIGHT High Efficacy, Indoor
- LED Color 2700K, 3000K, 3500K, 4000K, 6500K

100Ft spools
LTP - 100 - YY - HE - H90

- LED TAPE LIGHT High Efficacy, Indoor
- LED Color 2700K, 3000K, 3500K, 4000K, 6500K


Custom Cut
LTP - XX - YY - HE - H90

- LED TAPE LIGHT High Efficacy, Indoor
- LED Color 2700K, 3000K, 3500K, 4000K, 6500K

SPECIFICATIONS

Product Code		LTP-XX-YY-HE-H90 (XX: Length in feet; YY: Color temperature)
Electrical	Input Voltage	24V DC
	Power Consumption	5.1W/Ft
Specs	Color Temperature	2700/3000/3500/4000/6500K
	CRI	90+
	Lumen Output	508 Lumens per ft 2700K; 512 Lumens per ft 3000K; 527 Lumens per ft 3500K; 540 Lumens per ft 4000K; 586 Lumens per ft 6500K
	Efficacy	100 LPW 2700K; 100 LPW 3000K; 103 LPW 3500K; 106 LPW 4000K; 115 LPW 6500K
	Dimmable	Yes
	Beam Angle	120°
LED	Type	High Brightness 2835 LEDs
	Life Span	50,000 Hours
	Spacing	4mm
	# per foot (304mm)	73
Design	Dimensions (Inches)	.4" W
	Dimensions (Millimeters)	10mm W
	Max Single Run Length	16Ft
	Custom Cuttable	1.3" (33mm)
	Approved Location	Indoor
Warranty		6 years
Approvals		cETLus


ACCESSORIES



LTP-001-HD-HP-6
72" Power feed connector for high density indoor



LMSII-001
Terminal block and junction box for connection to additional lengths of power cable if needed



LTP-010-S
Clear PVC mounting "U" channel



LV-SPIR-1CH-LV
PIR Motion Sensor, 1 Channel, 24V DC
NOTE: To be used with non dimmable drivers only

NOTE: See page 36-37 for the complete range of aluminum extrusions.

INDOOR/OUTDOOR DIMMABLE DRIVERS

NON DIMMABLE DRIVERS

TRE24L40DC
Max 7' (2.1m)
Min 8 Watts, 1.5'(0.45M) LED High Efficacy Strip
6.77" x 2.67" x 1.26" (171 x 68 x 32mm)

TRE24L96DC
Max 17.6' (5.3m)
Min 8 Watts, 1.5'(0.45m) LED High Efficacy Strip
6.77" x 2.67" x 1.26" (171 x 68 x 32mm)

LEDDR-24-120W
Indoor/Outdoor driver
Max 17.6 (5.3m) per single tap
Max 23' (7m) combined 2 secondary taps
Input: 100 - 240V AC
Output: 24V DC
10" x 3 3/8" x 3 3/16" (254 x 85.7 x 80.9mm)