

# High Density, High Power Indoor



Ideal for display cabinets needing high illumination.  
Can be used as a wall grazer offering great vertical illumination.

## FEATURES

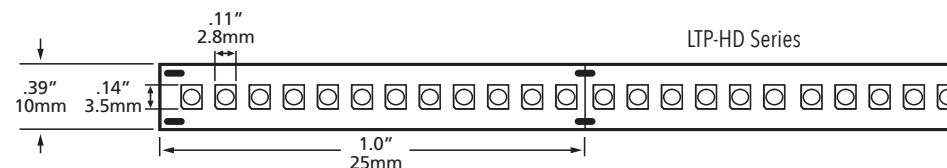
- 1 Bin
- 2 Step MacAdam Ellipse
- 3oz PCB board
- 3M Adhesive
- 50,000 hours life
- High brightness 3528 Epistar LEDs
- Field cuttable
- Low power consumption
- Available in 16' (5m) and 100' (30.48m) spools (custom cuts available)
- 16' spools come with 6Ft pre-soldered power feeds
- Safe, 24V class 2 power supplies (sold separately)
- Fully dimmable with dimmable power supplies (sold separately)
- 6 years limited warranty

## APPLICATIONS

- Aisle and stairway lighting
- Cabinet and cove lighting
- Back lighting
- Showcase lighting
- Linear decorative lighting

## SPECIFICATIONS

Product Code		LTP-XX-YY-HD-H90 (XX: Length in feet; YY: Color temperature)
Electrical	Input Voltage	24V DC
	Power Consumption	5.8W/Ft
Specs	Color Temperature	2700/3000/4000/6500K
	CRI	90+
	Lumen Output	450 Lumens per ft 3000K; 468 Lumens per ft 4000K; 514 Lumens per ft 6500K
	Efficacy	77 LPW 3000K; 80 LPW 4000K; 88 LPW 6500K
	Dimmable	Yes
LED	Beam Angle	120°
	Type	High Brightness 3528 Epistar LEDs
	Life Span	50,000 Hours
	Spacing	1" (25mm)
	# per foot (304mm)	72
Design	Dimensions (Inches)	.39" W
	Dimensions (Millimeters)	10mm W
	Max Single Run Length	16Ft
	Custom Cuttable	1" (25mm)
	Approved Location	Indoor
Warranty	6 years	
Approvals	cETLus	



## PRODUCT CODES

XX: Length in feet; YY: Color temperature

16Ft spools  
LTP - 16 - YY - HD - H90

100Ft spools  
LTP - 100 - YY - HD - H90


Custom cuts  
LTP - XX - YY - HD - H90

LED Color  
2700K  
3000K  
4000K  
6500K

LED Color  
2700K  
3000K  
4000K  
6500K

LED Color  
2700K  
3000K  
4000K  
6500K


## ACCESSORIES



**LTP-001-HD-HP-6**  
72" Power feed connector for high density indoor



**LMSII-001**  
Terminal block and junction box for connection to additional lengths of power cable if needed



**LTP-010-S**  
Clear PVC mounting "U" channel



**LV-SPIR-1CH-LV**  
PIR Motion Sensor, 1 Channel, 24V DC  
NOTE: To be used with non dimmable drivers only

NOTE: See page 36-37 for the complete range of aluminum extrusions.

## INDOOR/OUTDOOR DIMMABLE DRIVERS

## NON DIMMABLE DRIVERS

### TRE24L40DC

Max recommended load 36W or 6' LED Strip, min 8W or 2' LED Strip  
6.77" x 2.67" x 1.26" (171 x 68 x 32mm)

### TRE24L96DC

Max recommended load 90W or 16' LED Strip, min 8W or 2' LED Strip  
6.77" x 2.67" x 1.26" (171 x 68 x 32mm)

### LEDDR-24-120W

Indoor/Outdoor driver  
Max. recommended load 90W or 20' (6.1m) per single tap, 120W or 27' (8.23m) combined two secondary taps.  
120W hardwire  
Input: 100 - 240V AC  
Output: 24V DC  
10" x 3 3/8" x 3 3/16" (254 x 85.7 x 80.9mm)