

LED TAPE LIGHT CCT Indoor

Where applications demand a greater dynamic range within the White Light Spectrum. Hospitality, retail, residential and commercial.



CCT COLOR TEMP ADJUST SERIES



FEATURES

- 50,000 hours life
- High brightness 3528 SMD LEDs
- Field cuttable
- Low power consumption
- Available in 16' (5M) spools
- 16' spools come with 6 ft. pre-soldered power feeds
- Safe, 24V class 2 power supplies (sold separately)
- Controller sold separately
- 6 year limited warranty

APPLICATIONS

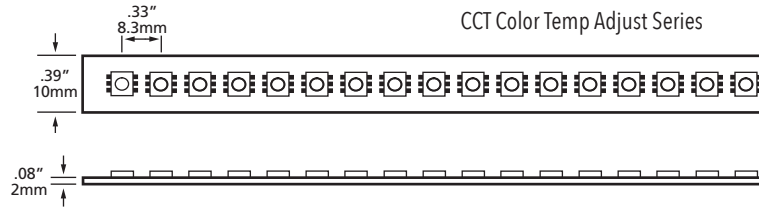
- Aisle and stairway lighting
- Cabinet and cove lighting
- Back lighting
- Showcase lighting
- Linear decorative lighting

PRODUCT CODES


LTP - 16 - CCT - H90

SPECIFICATIONS

Electrical	24V DC, 5.8W/ft
LED Type	High Brightness 3528 SMD LEDs
Viewing Angle	120°
LED Life	50,000 hours to 70% initial lumen output
LED Spacing	8.3mm (0.33")
# of LEDs per foot (304mm)	36
Maximum Single Run	16'
Lumen Output	383 Lumens per ft 7000K 261 Lumens per ft 3000K
Efficacy	66LPW 7000K 45LPW 3000K
Color Temperature	2500K-7000K
Custom Cuttable	2"
CRI	> 90
Approvals	cETLus



ACCESSORIES




LTP-001-CCT-6
72" Power feed connector for CCT indoor. Add "-O" for opposite end.



LTP-002-CCT
In-line connector for CCT series indoor



LTP-STP-CCT-6IN
6" (15cm) in line connector



LTP-010-S
Clear PVC mounting "U" channel



LT-031-RF
6 Key CCT Adjustable "touch" controller 12/24V DC



LT-290A
CCT signal amplifier

NOTE: See page 34-35 for the complete range of aluminum extrusions.

NON DIMMABLE DRIVERS

LEDDR-24-120W

Indoor/Outdoor driver
16' (4.88m) per single tap, 20' (6.1m) combined two secondary taps.
120W hardwire
Input: 100 - 240V AC
Output: 24V DC
10" x 3 3/8" x 3 3/16" (254 x 85.7 x 80.9mm)