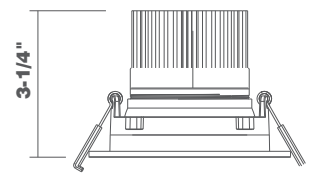
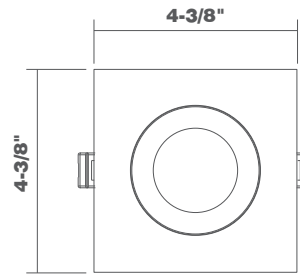
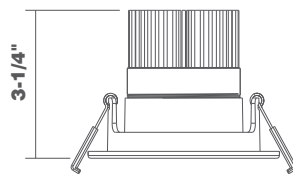
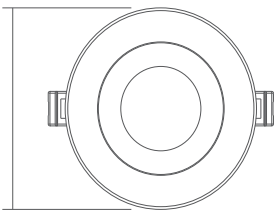


3.5 Inch

LED Regressed Downlight

- Durable Aluminum body with adjustable gimbal
- Simple snap-in installation is fast and easy
- Tilting gimbal light source for directional lighting
- I.C. rated for direct contact with insulation
- No housing required
- Input voltage: AC 120V 60Hz
- 100-10% dimming capability this fixture is compatible with industry standard TRIAC/ELV dimmers
- Rated for a long life - over 50,000 hours
- Suitable for DAMP LOCATION



3.5" LED Regress Downlight - Round

3.5" LED Regress Downlight - Square

SPECIFICATIONS	
Application	Recessed Ceiling Mount
Light Output(lm)	800lm
Watts	12W
Efficiency	66lm/w
CRI	90
Color Temperature(k)	5CCT Selectable 2700K to 5000K
Input Volts & Frequency	120V 60Hz
Approved Location	Wet Location
Operating Temp.	(-4°F~104°F) -20~40°C
Beam Angle	40°

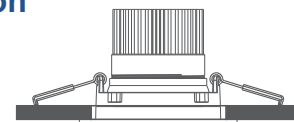
Ordering

MODELS	CCT	FINISH
R3.5R-12W-5CCT-D90-MW R3.5S-12W-5CCT-D90-MW	5CCT Selectable (2700-5000K)	MW (Matte White)

Installation



Cut Hole Size
Ø3-3/4"



Accessories

Mounting Plate



R3.5-NC
See Page 60

Emergency Driver



BL-ELD-15W
See Page 60