


# LED Regressed Downlight - Fixed

## 5 and 10 Light Micro Series


- Durable Aluminum body.
- Simple snap-in installation is fast and easy
- I.C. rated for direct contact with insulation
- No housing required
- Input voltage: AC 120V 60Hz
- 100-10% dimming capability this fixture is compatible with industry standard TRIAC/ELVdimmers
- Rated for a long life - over 50,000 hours
- Suitable for DAMP LOCATION



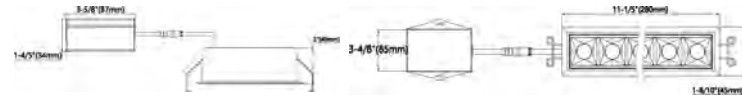
DIMMABLE DAMP LOCATION INSTANT ON/OFF



Cut Out: 5.25" X 1.25"



Cut Out: 11.1" X 1.53"



SPECIFICATIONS	
Application	Recessed Ceiling Mount
Light Output(lm)	<b>750lm</b>
Watts	<b>10W</b>
Optional Driver Input	Triac Dimming
CRI	80
Color Temperature(k)	3000K
Input Volts & Frequency	120V 60Hz
Approved Location	Damp Location
Operating Temp.	(-4°F~104°F) -20~40°C
Beam Angle	30°

SPECIFICATIONS	
Application	Recessed Ceiling Mount
Light Output(lm)	<b>1500lm</b>
Watts	<b>20W</b>
Optional Driver Input	Triac Dimming
CRI	80
Color Temperature(k)	3000K
Input Volts & Frequency	120V 60Hz
Approved Location	Damp Location
Operating Temp.	(-4°F~104°F) -20~40°
Beam Angle	15°- 30°

### Accessories

### Ordering

MODELS	CCT	FINISH
MR5L-10W-3D-30-MWB	3000K	MWB Matte White with Matte Black Insert
MR5L-10W-4D-30MWB	4000K	
MR10L-20W-3D-30-MWB	3000K	MWB Matte White with Matte Black Insert
MR10L-20W-4D-30-MWB	4000K	
MR10L-20W-4D-15-MWB	4000K <b>15°Beam</b>	

#### Cover Plate



MR5-INSERT-MW

See Page 60

#### Mounting Plate



NR-7MULTI-NC

See Page 60

#### Mounting Plate



NR-10-NC

See Page 60