


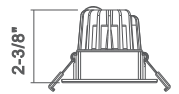
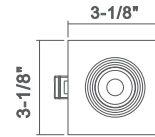
2 Inch

LED Regressed Downlight

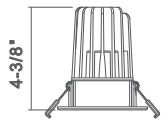
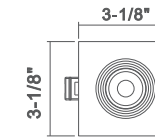
- Beam Spread options 24°/38°
- Type IC, Air-Tight & Damp - No Housing Required
- Aluminum die-cast construction
- I.C. rated for direct contact with insulation
- Suitable for DAMP LOCATION
- LM79, LM-80 testing performed in accordance with IESNA standards



RA2S-IC-8W-5CCT-D90-MW



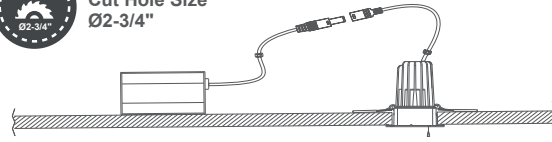
R2S-IC-8W-XXD90-MW



RA2S-IC-15W-XXD90-MW



Cut Hole Size
Ø2-3/4"



Optional Lens



Accessories

Mounting Plate



R2.5-4-6-NC

See Page 60

Emergency Driver



BL-ELD-15W

See Page 60

277 Optional Driver



RA2-277 VPS

See Page 60

SPECIFICATIONS	
Application	Recessed Ceiling Mount
Watts	8W 15W
Light Output(lm)	600lm 1000lm
Color Temperature(K)	5CCT Selectable or Single CCT 2700K to 4000K
CRI	90Ra+
Default Driver Input	AC120V 60Hz
Dimming	Triac Dimming
Power Factor	>0.9
Approved Location	Damp Location
Air Tight	YES
Operating Temp.	(-4°F~104°F) -20~40°C
Beam Angle	38°

Ordering For 8 Watt Version

MODELS	CCT	FINISH
R2S-IC-8W-27D90-MW	2700 Kelvin	MW (Matte White)
R2S-IC-8W-3D90-MW	3000 Kelvin	
R2S-IC-8W-4D90-MW	4000 Kelvin	
R2S-IC-8W-5CCT-D90-MW	5CCT selectable (2700-5000K)	

Ordering For 15 Watt Version

MODELS	CCT	FINISH
RA2S-IC-15W-27D90-MW	2700 Kelvin	MW (Matte White)
RA2S-IC-15W-3D90-MW	3000 Kelvin	
RA2S-IC-15W-4D90-MW	4000 Kelvin	
RA2S-IC-15W-5CCT-D90-MW	5CCT selectable (2700-5000K)	