


# 4

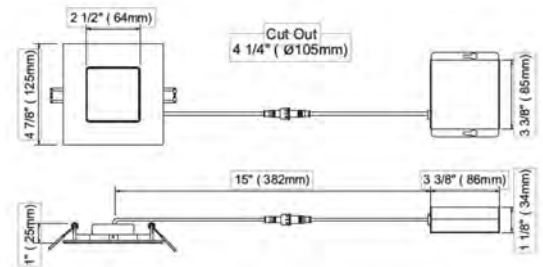
# Inch

## Recessed Indirect Panel Light

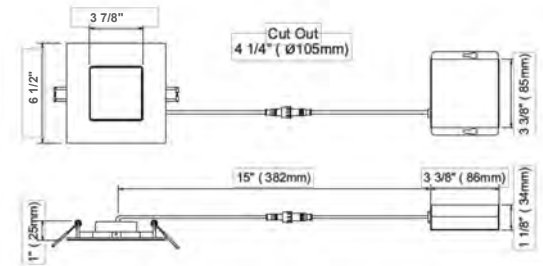
- Durable airtight aluminum body with etched white polycarbonate diffuser lens for low glare
- I.C. rated for direct contact with insulation
- No existing recessed housing or junction box required
- Dimming: TRIAC down to 10%
- Suitable for DAMP LOCATION
- Rated for a long life - over 50,000 hours



SPECIFICATIONS		
Model / Ordering Guide	L4SSG-12W-3/4K-D90-MW	L6SSG-15W-3/4K-D90-MW
Shape	Square on Square Adjustable 15°	Square on Square Adjustable 15°
Default Driver Input	AC120V, 60Hz	AC120V, 60Hz
Size	4 In	6 In
Watts	12W	15W
Light Output(lm)	700 Lm	750 Lm
Color Temperature(K)	2CCT Selectable 3000K or 4000K	
CRI	90Ra+	
Dimming	Triac Dimming	
Power Factor	>0.9	
Approved Location	Damp Location	
Air Tight	Yes	
Operating Temp.	(-4°F~104°F) -20~40°C	
Beam Angle	120°	



Cut Hole size: 4 1/4"



Cut Hole size: 5 3/4"

### Accessories

#### Mounting Plate



R2.5-4-6-NC  
See Page 60

#### Mounting Plate



R4-NC  
See Page 60

#### Mounting Plate



R4-6S-NC  
See Page 60