

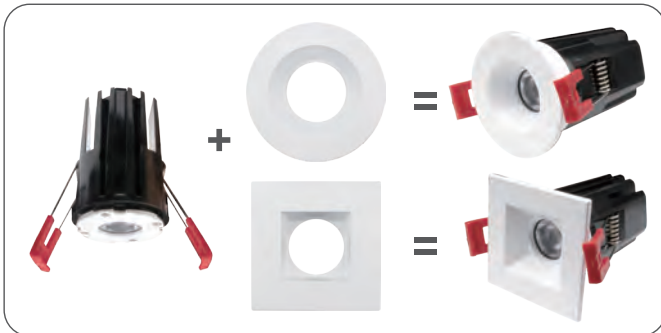
LED Regressed Downlight Module

1
Inch

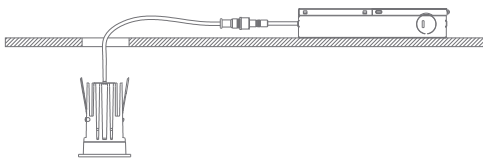
- Interchangeable trims
- Available shapes: round and square
- Fast & easy to install-save on labour
- I.C. rated for direct contact with insulation
- No housing required
- 100%-10% dimming capability, this fixture is compatible with industry standard TRIAC/ELV dimmers
- Lifetime rated for greater than 50,000 hours



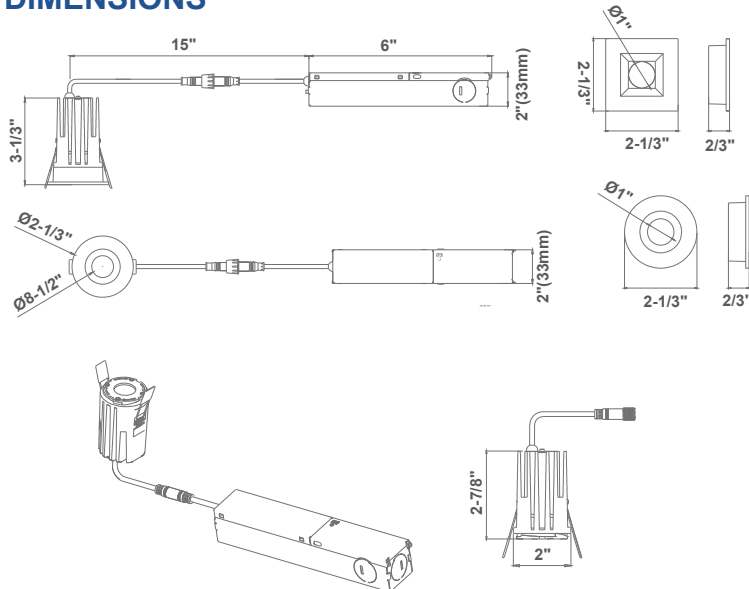
2 PART SYSTEM



INSTALLATION



DIMENSIONS



SPECIFICATIONS	
Application	Recessed Downlight Module
Watts	7W
CRI	90Ra+
Color Temperature(K)	5CCT Selectable (2700 to 5000K)
Light Output(lm)	500lm
Default Driver Input	AC120V, 60Hz
Dimming	Triac Dimming
Power Factor	>0.9
Approved Location	Wet Location
Air Tight	Yes
Operating Temp.	(-4°F~104°F) -20~40°C
Beam Angle	38°

ORDERING

MODELS	CCT	FINISH
RA1-IC-7W-5CCT-D90	5CCT(selectable CCT 2700-5000K)	MW (Matte White)
RA1-RT-MW	Round Trim	
RA1-ST-MW	Square Trim	